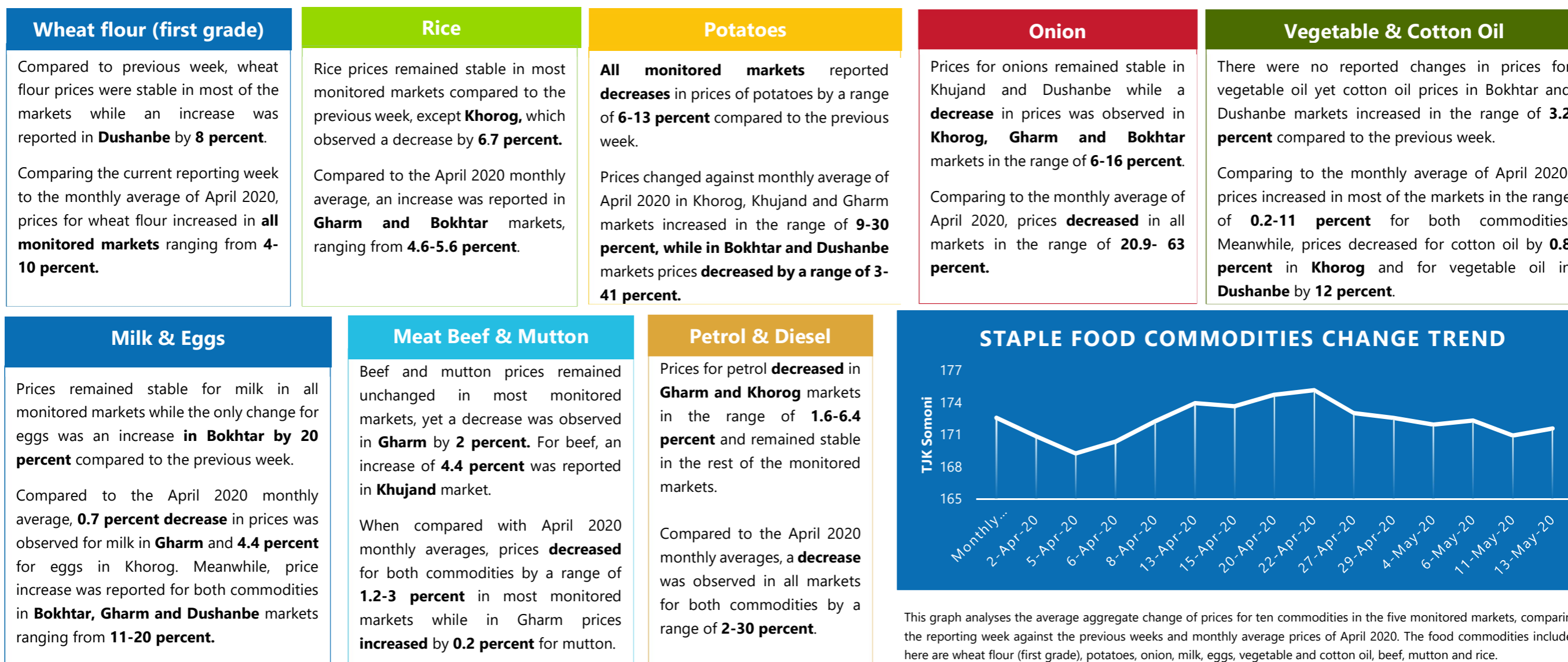


Tajikistan Weekly Market Situation Update

Week of 11 - 15 MAY 2020

Highlights

- Staple food commodities were available in most monitored markets during the reporting week, though some concerning observations have been reported from regional markets:
 - Panjshanbe, the main food market in Khujand, was operational at half-capacity due to the pandemic with about 30 percent of retailers who sell staple commodities working;
 - In Khorog, GBAO, the situation with the food availability is improving due to intervention from government, civil society and the community, however, in remote districts the situation is less favorable due to the lean season and sharp decline in remittances. This has led to increased food purchases on credit with repayment delays, making it difficult for district retailers to deliver food to their local markets from Khorog central market.
 - In Bokhtar, it was reported that bakeries are no longer getting wheat flour on credit, which has forced them to manage all purchases with direct cash payment only while decreasing the size of bread produced.
- Prices remained high in comparison with April 2019, though this week's prices were the same or slightly lower against monthly averages of April 2020.



WEEKLY FOOD MARKET PRICE UPDATE – PERCENT CHANGE BY REGIONAL MARKETS

Commodity	Khorog			Khujand			Bokhtar			Gharm			Dushanbe							
	Current price in TJS	Change from previous period			Current price in TJS	Change from previous period			Current price in TJS	Change from previous period			Current price in TJS	Change from previous period						
		1 week	1 month	1 year		1 week	1 month	1 year		1 week	1 month	1 year		1 week	1 month	1 year				
Meat (mutton)	45.0	0.0	-2.9	29.8	55.0	0.0	0.0	28.7	52.0	0.0	0.0	26.8	50	-2.0	0.2	23.1	50	0.0	-1.7	21.8
Meat (beef)	44.0	0.0	-1.2	27.7	47.0	4.4	-2.1	15.7	50.0	0.0	0.0	25.0	49	-2.0	-1.6	24.0	50	0.0	-1.7	20.0
Chicken	25.0	0.0	-1.3	15.6	20.0	0.0	0.0	11.1	27.0	0.0	4.2	30.0	32	0.0	0.0	26.5	22	-12.0	-4.5	20.2
Vegetable oil	15.0	0.0	4.9	9.9	13.0	0.0	0.2	-8.6	14.0	0.0	0.0	0.0	13.9	0.0	2.7	-3.0	11	0.0	-12.1	-6.5
Cotton oil	14.0	0.0	-0.8	8.8	12.0	0.0	0.9	7.7	13.0	3.2	0.0	18.2	13.2	0.0	5.7	-3.2	13	3.2	10.9	2.8
Potatoes	7.0	-12.5	8.9	81.2	7.5	-6.3	9.8	241.5	4.5	-18.2	-41.2	202.2	6.4	-5.9	30.4	181.6	6	-7.7	-3.1	83.9
Cabbage	3.0	0.0	-16.7	-10.7	1.5	0.0	-43.8	-30.6	3.5	0.0	75.0	-42.6	2.5	-16.7	-9.6	13.3	2.5	0.0	-34.3	-27.1
Carrots	2.5	0.0	-21.0	18.7	2.0	0.0	18.8	-32.8	2.0	0.0	6.5	-15.6	2	11.1	23.6	-33.9	1.7	0.0	-4.0	-32.7
Onion	3.0	-25.0	-20.9	54.7	2.0	0.0	-52.9	166.7	1.5	-6.3	-64.1	116.3	2.3	-25.8	-63.3	131.1	2	0.0	-63.2	114.5
Milk	6.0	0.0	0.0	20.0	4.0	0.0	7.5	6.3	4.0	0.0	0.0	0.0	4	0.0	-0.7	-17.6	5	0.0	0.0	0.0
Eggs	10.0	0.0	-4.4	5.7	9.0	0.0	0.0	28.6	10.0	0.0	11.1	15.3	12	20.0	20.0	0.0	10	0.0	19.0	-18.7
Sugar	8.0	0.0	-0.7	0.9	6.8	-2.9	-4.4	9.4	7.0	0.0	0.0	0.0	6.9	-1.4	2.5	7.1	6.5	0.0	-7.3	3.4
Tea black	35.0	-12.5	7.3	59.1	50.0	0.0	0.0	25.0	50.0	0.0	0.0	108.3	27.5	0.0	4.9	34.0	40	0.0	0.0	18.5
Tea green	32.0	-8.6	-2.1	40.0	40.0	0.0	0.0	14.3	50.0	0.0	0.0	108.3	27	0.0	6.4	31.8	35	0.0	0.0	16.7
Rice	14.0	-6.7	0.0	0.0	13.0	0.0	0.0	36.8	11.0	0.0	5.6	16.0	15	0.0	4.6	24.6	14	0.0	0.0	12.0
Wheat flour first grade	5.1	0.0	6.3	25.0	4.8	0.0	4.1	44.9	5.2	0.0	4.7	23.3	5.4	0.0	8.7	37.1	5.4	8.0	10.3	31.6
Salt	2.0	0.0	0.0	0.0	2.0	0.0	0.0	100.0	1.0	0.0	0.0	0.0	1	0.0	0.0	1.3	1	0.0	0.0	0.0
Bread middle size (150 grams)	4.0	0.0	3.2	16.7	3.0	0.0	0.0	80.0	1.2	0.0	0.0	33.0	1.6	0.0	2.3	20.0	1.5	0.0	0.0	15.4
Dried green peas (mosh)	17.0	0.0	23.9	18.2	16.0	0.0	2.1	0.0	16.0	0.0	6.4	41.5	15	7.1	19.8	11.7	16	6.7	23.1	18.2
Haricot bean (lobiyo)	16.0	-5.9	1.4	5.7	30.0	0.0	33.7	87.0	40.0	0.0	127.8	77.8	16	14.3	26.3	9.8	16	0.0	12.8	101.3
Chickpeas (nakhud)	18.0	0.0	-6.7	-1.5	15.0	0.0	4.7	-4.5	12.0	0.0	0.0	-27.3	17.6	0.0	0.0	-1.7	12	0.0	-6.0	-10.3
Petrol	7.3	-6.4	-6.2	4.7	5.4	0.0	-21.1	-10.6	5.2	0.0	-26.0	10.3	6.2	-1.6	-13.8	-2.9	5.1	0.0	-30.1	8.6
Diesel	8.0	-6.0	-3.9	0.0	6.8	-3.6	-3.6	-13.7	7.0	0.0	-7.8	-11.2	7.8	-1.6	-2.4	-2.5	7.2	0.0	-11.1	-1.0

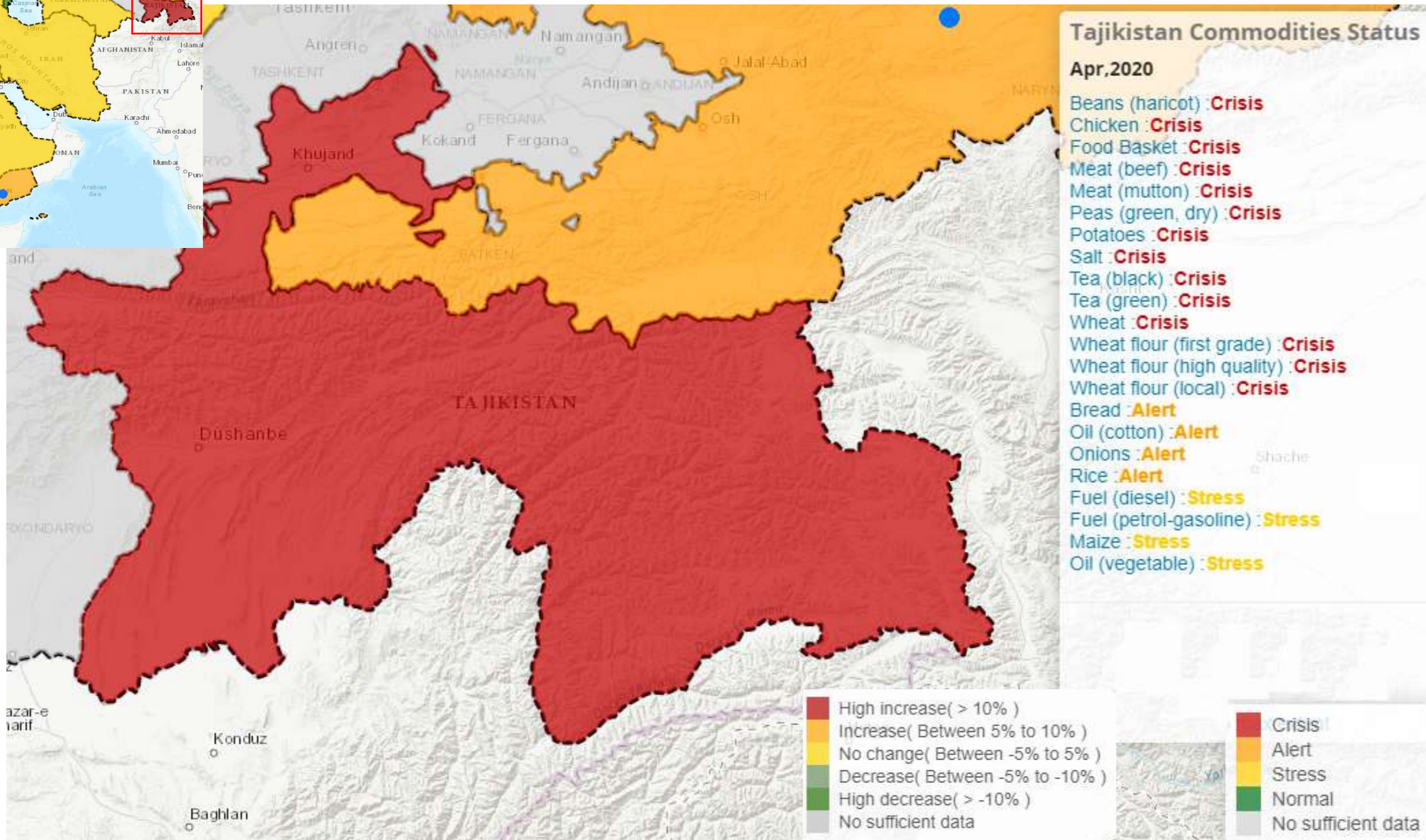
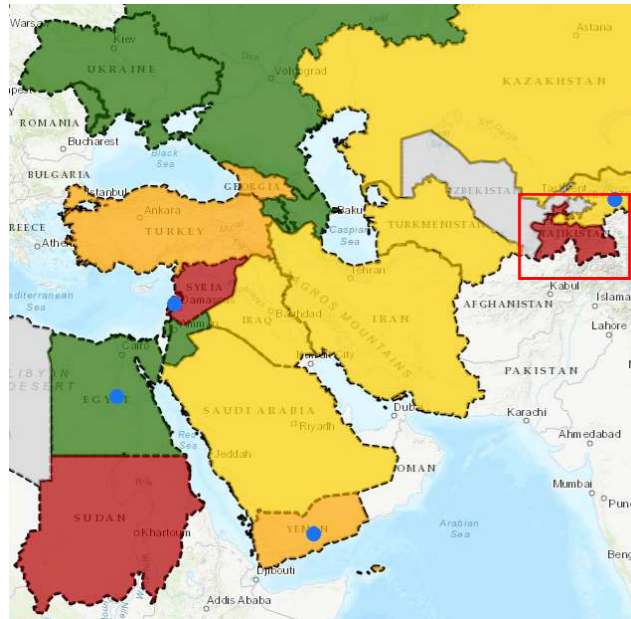
Decrease Increase
PRICE CHANGE (%)

About the Update

For the purpose of assessing potential impacts of COVID-19 on the population's food security situation, WFP Tajikistan intensified its weekly price monitoring through its Field Offices across the country. The monitoring is conducted twice a week in four central markets including Khorog, Khujand, Bokhtar, Gharm as well as Dushanbe, and focuses on the main commodities that are consumed by the average population of the country.

For information regarding COVID-19 situation, please access the update through online map at: <http://unwfp.maps.arcgis.com/apps/opsdashboard/index.html#/2a8a0d7799684f0bb78f6118a7477f1f>

**Early Warning on Local Food Prices:
Tajikistan Commodities Status**



Source: WFP Safety Nets Alert Platform; <https://snap.vam.wfp.org/index1.php?country=Tajikistan&short=TJ>