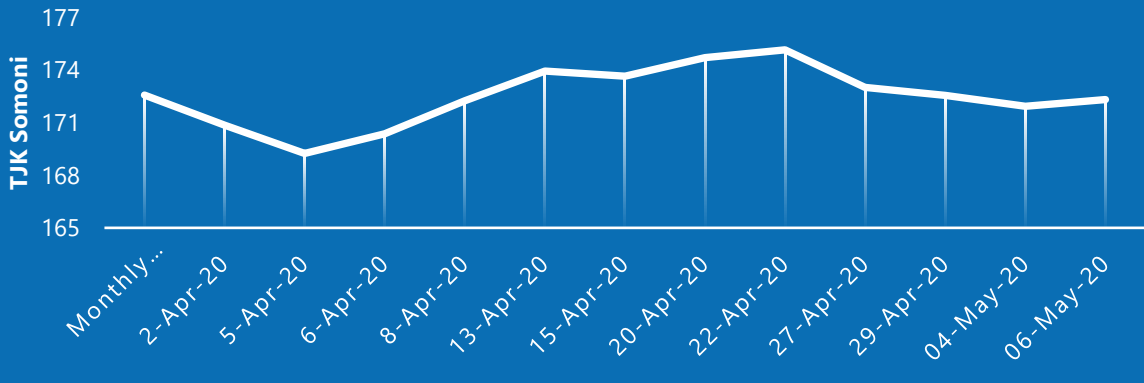


# Tajikistan Weekly Market Situation Update

Week of 4 - 8 MAY 2020

## Highlights

- Staple food commodities were available in most monitored markets during the reporting week. In Khorog market, due to low stock of wheat flour and rapid price fluctuations, the government introduced price stabilization measures and purchase limitations for wheat flour (50 kg per household a day). In addition, bakeries are no longer provided with credit purchase of wheat flour.
- Increase in local transport cost between Dushanbe and Khorog was reported, up by 25 percent compared to pre-COVID-19.
- Prices have been changing across the country, with some commodities prices increasing, such as **wheat flour (2-3 percent), rice (7 percent), cotton and vegetable (2-5 percent)** while some commodities **prices decreased**, such as **potatoes (6-19 percent) and onions (16-63 percent)** in some monitored markets during the reporting week compared to the previous week. This week's prices moderated against monthly averages of April 2020 but remained high in comparison with April 2019.

Wheat flour (first grade)	Rice	Potatoes	Onion	Vegetable & Cotton Oil
<p>Compared to previous week, wheat flour prices were stable in Dushanbe market while an increase was reported in <b>Khorog by 21 percent</b> (due to government price stabilization measures and purchase limitations of 50 kg per household), in <b>Gharm, Khujand, and Bokhtar</b> in the range of <b>2-3 percent</b>.</p> <p>Comparing the current reporting week to the monthly average of April 2020, prices for wheat flour increased in <b>all monitored markets</b> ranging from <b>2-9 percent</b>.</p>	<p>Rice prices remained stable in most monitored markets compared to the previous week, except <b>Khorog</b>, which observed increase by <b>7 percent</b>.</p> <p>Compared to the April 2020 monthly average, an increase was reported in <b>Khorog, Gharm and Bokhtar</b> markets, ranging from <b>4 -7 percent</b>.</p>	<p>Markets in <b>Khujand, Bokhtar, Gharm</b> and <b>Dushanbe</b> reported <b>decreases</b> in prices of potatoes by a range of <b>6-19 percent</b> compared to the previous week, while in <b>Khorog</b> prices remained unchanged.</p> <p>Prices changed against monthly average of April 2020 in most monitored markets through an increase of <b>8-43 percent</b>, while in <b>Bokhtar</b> market prices <b>decreased by 19 percent</b>.</p>	<p>Prices for onions remained stable in Khorog while a <b>decrease</b> in prices was observed in <b>Khujand, Gharm, Dushanbe and Bokhtar</b> markets in the range of <b>16-63 percent</b>.</p> <p>Comparing to the monthly average of April 2020, prices <b>decreased</b> in all markets in the range of <b>8-71 percent</b>.</p>	<p>Markets in <b>Khorog, Bokhtar, Khujand and Dushanbe</b> did not report any changes in prices for cotton and vegetable oils while in <b>Gharm</b> market, prices for both commodities increased in the range of <b>2-5 percent</b> compared to the previous week.</p> <p>Comparing to the monthly average of April 2020, prices increased in three monitored markets in the range of <b>0.2-7.3 percent</b> for both commodities. Prices decreased for cotton oil by <b>0.8 percent</b> in <b>Khorog</b> and for vegetable oil in <b>Dushanbe</b> by <b>12 percent</b>.</p>
Milk & Eggs	Meat Beef & Mutton	Petrol & Diesel	STAPLE FOOD COMMODITIES CHANGE TREND	
<p>Prices remained stable for milk and eggs in all monitored market and the only price increase was observed for eggs in Dushanbe and Bokhtar by <b>11 percent</b> compared to the previous week.</p> <p>Compared to the April 2020 monthly average, <b>0.7 percent decrease</b> was observed in prices of milk in <b>Gharm</b> and an <b>increase</b> was reported in <b>Khujand</b> by <b>8 percent</b>.</p>	<p>Beef and mutton prices remained unchanged in most of the monitored markets; only in Gharm was an increase in price of mutton reported by <b>2 percent</b> compared to previous week.</p> <p>When comparing with April 2020 averages, prices <b>decreased</b> for both commodities by a range of <b>1.2-6 percent</b> in Khujand, Khorog and Dushanbe while prices <b>increased</b> in the range of <b>0.5-2.3 percent</b> for beef and mutton in <b>Gharm</b>.</p>	<p>Prices for petrol <b>decreased</b> in <b>Gharm, Khorog, Dushanbe and Khujand</b> markets in the range of <b>0.6-30 percent</b> and <b>increased</b> in <b>Bokhtar</b> by <b>11 percent</b>, while for diesel prices <b>decreased</b> in the range of <b>3.3-11 percent</b> in <b>Gharm, Khujand, Dushanbe and Bokhtar</b>.</p> <p>Compared to the April 2020 monthly averages, a <b>decrease</b> was observed in most markets for both commodities by a range of <b>2-30 percent</b>, while in Khorog prices <b>increased</b> in the range of <b>0.3-2 percent</b> for both commodities.</p>	 <p>This graph analyses the average aggregate change of prices for ten commodities in the five monitored markets, comparing the reporting week against the previous weeks and monthly average prices of April 2020. The food commodities included here are wheat flour (first grade), potatoes, onion, milk, eggs, vegetable and cotton oil, beef, mutton and rice.</p>	

## WEEKLY FOOD MARKET PRICE UPDATE – PERCENT CHANGE BY REGIONAL MARKETS

Commodity	Khorog			Khujand			Bokhtar			Gharm			Dushanbe							
	Current price in TJS	Change from previous period			Current price in TJS	Change from previous period			Current price in TJS	Change from previous period			Current price in TJS	Change from previous period						
		1 week	1 month	1 year		1 week	1 month	1 year		1 week	1 month	1 year		1 week	1 month	1 year				
Meat (mutton)	45.0	0.0	-2.9	29.8	55.0	0.0	0.0	28.7	52.0	0.0	0.0	26.8	51	2.0	2.3	23.1	50	0.0	-1.7	21.8
Meat (beef)	44.0	0.0	-1.2	27.7	45.0	0.0	-6.0	15.7	50.0	0.0	0.0	25.0	50	0.0	0.5	24.0	50	0.0	-1.7	20.0
Chicken	25.0	0.0	-1.3	15.6	20.0	0.0	0.0	11.1	27.0	0.0	4.2	30.0	32	0.0	0.0	26.5	25	8.7	9.0	20.2
Vegetable oil	15.0	0.0	4.9	9.9	13.0	0.0	0.2	-8.6	14.0	0.0	0.0	0.0	13.9	2.2	2.7	-3.0	11	0.0	-12.1	-6.5
Cotton Oil	14.0	0.0	-0.8	8.8	12.0	0.0	1.0	7.7	13.0	0.0	0.0	18.2	13.2	4.8	5.7	-3.2	12.6	0.0	7.3	2.8
Potatoes	8.0	0.0	28.9	81.2	8.0	-6.3	23.9	241.5	5.5	-18.5	-19.0	202.2	6.8	-8.1	42.7	181.6	6.5	-7.1	8.0	83.9
Cabbage	3.0	-25.0	-16.7	-10.7	1.5	-50.0	-58.3	-30.6	3.5	75.0	75.0	-42.6	3	0.0	12.0	13.3	2.5	-16.7	-34.3	-27.1
Carrots	2.5	-16.7	-21.0	18.7	2.0	0.0	20.8	-32.8	2.0	0.0	6.5	-15.6	1.8	0.0	9.0	-33.9	1.7	0.0	-4.0	-32.7
Onion	4.0	0.0	-7.9	54.7	2.0	-62.5	-71.3	166.7	1.6	-20.0	-61.4	116.3	3.1	-16.2	-37.6	131.1	2	-33.3	-63.2	114.5
Milk	6.0	0.0	0.0	20.0	4.0	0.0	7.9	6.3	4.0	0.0	0.0	0.0	4	0.0	-0.7	-17.6	5	0.0	0.0	0.0
Eggs	10.0	0.0	-4.4	5.7	9.0	0.0	0.0	28.6	10.0	11.1	11.1	15.3	10	0.0	0.0	0.0	10	11.1	19.0	-18.7
Sugar	8.0	0.0	-0.7	0.9	7.0	7.7	-1.6	9.4	7.0	0.0	0.0	0.0	7	2.9	4.0	7.1	6.5	0.0	-7.3	3.4
Tea black	40.0	14.3	22.9	59.1	50.0	0.0	0.0	25.0	50.0	0.0	0.0	108.3	27.5	0.0	4.9	34.0	40	0.0	0.0	18.5
Tea green	35.0	0.0	7.3	40.0	40.0	0.0	0.0	14.3	50.0	0.0	0.0	108.3	27	0.0	6.4	31.8	35	0.0	0.0	16.7
Rice	15.0	7.1	7.1	0.0	13.0	0.0	0.0	36.8	11.0	0.0	5.6	16.0	15	0.0	4.6	24.6	14	0.0	0.0	12.0
Wheat flour first grade	5.1	21.4	6.3	25.0	4.8	2.1	4.5	44.9	5.2	3.0	4.7	23.3	5.4	1.9	8.7	37.1	5	0.0	1.7	31.6
Salt	2.0	0.0	0.0	0.0	2.0	0.0	0.0	100.0	1.0	0.0	0.0	0.0	1	0.0	0.0	1.3	1	0.0	0.0	0.0
Bread (middle size, 150 grams)	4.0	0.0	3.2	16.7	3.0	0.0	0.0	80.0	1.2	0.0	0.0	33.0	1.6	0.0	2.3	20.0	1.5	0.0	0.0	15.4
Dried green peas (mosh)	17.0	0.0	23.9	18.2	16.0	0.0	2.3	0.0	16.0	0.0	6.4	41.5	14	7.7	11.1	11.7	15	15.4	15.4	18.2
Haricot bean (lobiyo)	17.0	6.3	7.6	5.7	30.0	0.0	59.6	87.0	40.0	60.0	127.8	77.8	14	7.7	9.7	9.8	16	14.3	12.8	101.3
Chickpeas (nakhud)	18.0	0.0	-6.7	-1.5	15.0	0.0	5.7	-4.5	12.0	0.0	0.0	-27.3	17.6	0.0	0.0	-1.7	12	0.0	-6.0	-10.3
Petrol	7.8	-0.6	0.3	4.7	5.4	-20.6	-20.1	-10.6	5.2	11.1	-26.0	10.3	6.3	-7.4	-12.5	-2.9	5.1	-30.1	-30.1	8.6
Diesel	8.0	0.0	2.1	0.0	6.8	-3.3	-3.3	-13.7	7.0	-5.4	-7.8	-11.2	7.8	-7.4	-2.4	-2.5	7.2	-11.1	-11.1	-1.0



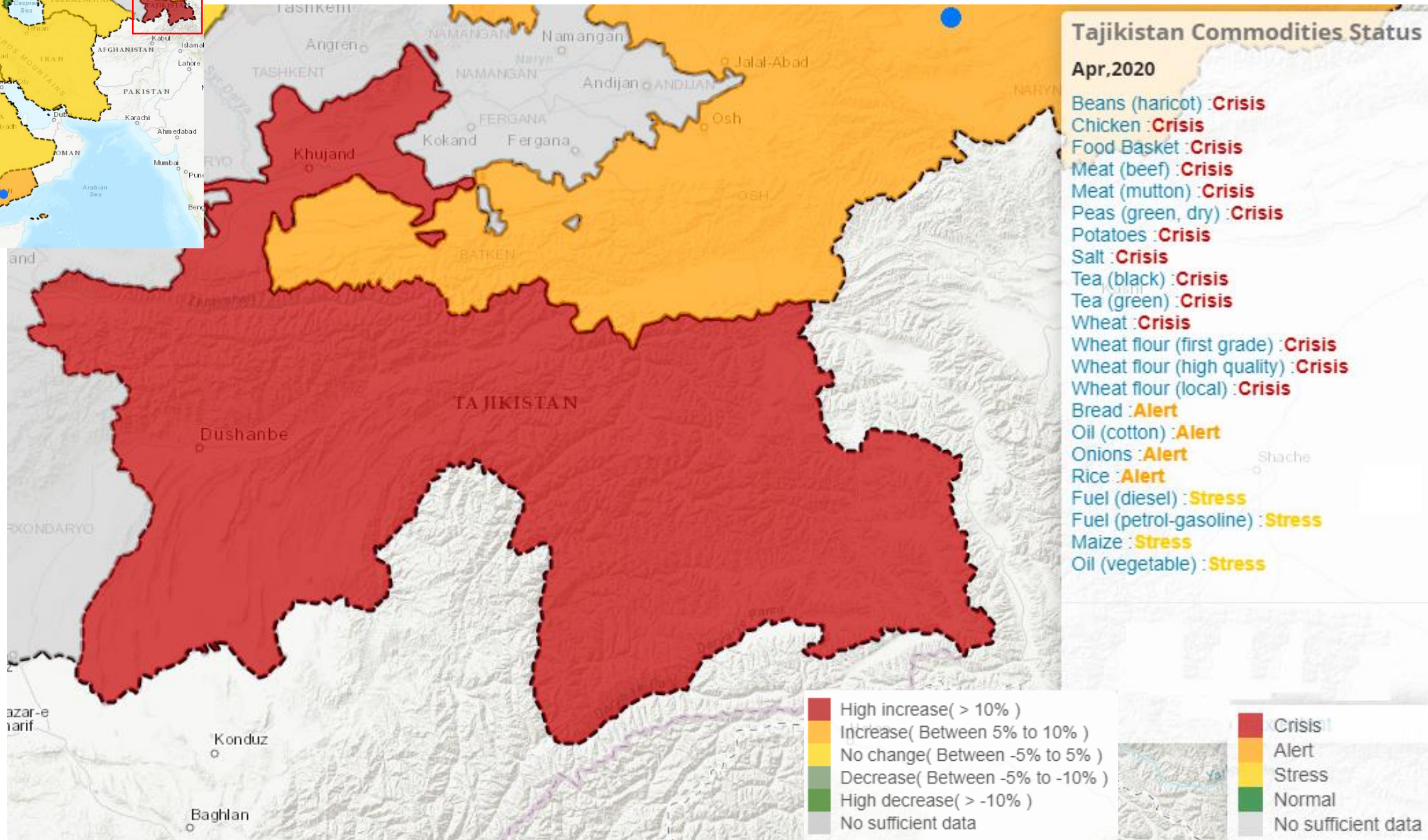
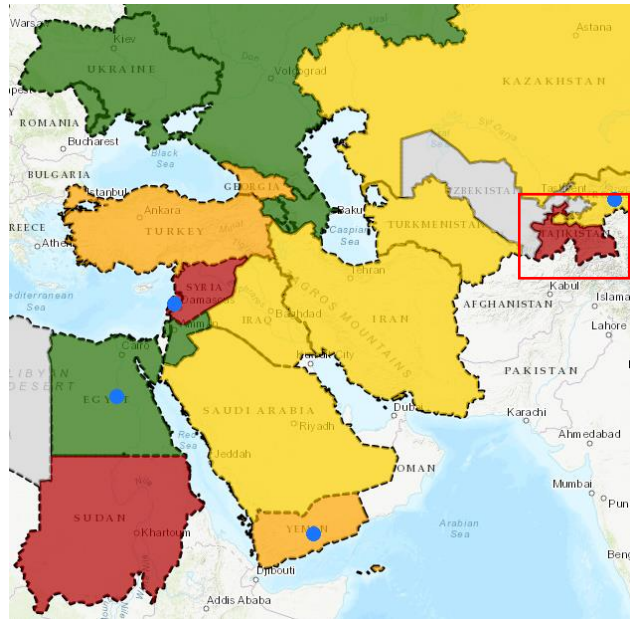
### About the Update

For the purpose of assessing potential impacts of COVID-19 on the population's food security situation, WFP Tajikistan intensified its weekly price monitoring through its Field Offices across the country. The monitoring is conducted twice a week in four central markets including Khorog, Khujand, Bokhtar, Gharm as well as Dushanbe, and focuses on the main commodities that are consumed by the average population of the country.

For information regarding COVID-19 situation, please access the update through online map at: <http://unwfp.maps.arcgis.com/apps/opsdashboard/index.html#/2a8a0d7799684f0bb78f6118a7477f1f>



**Early Warning on Local Food Prices:  
Tajikistan Commodities Status**



Source: WFP Safety Nets Alert Platform; <https://snap.vam.wfp.org/index1.php?country=Tajikistan&short=TJ>