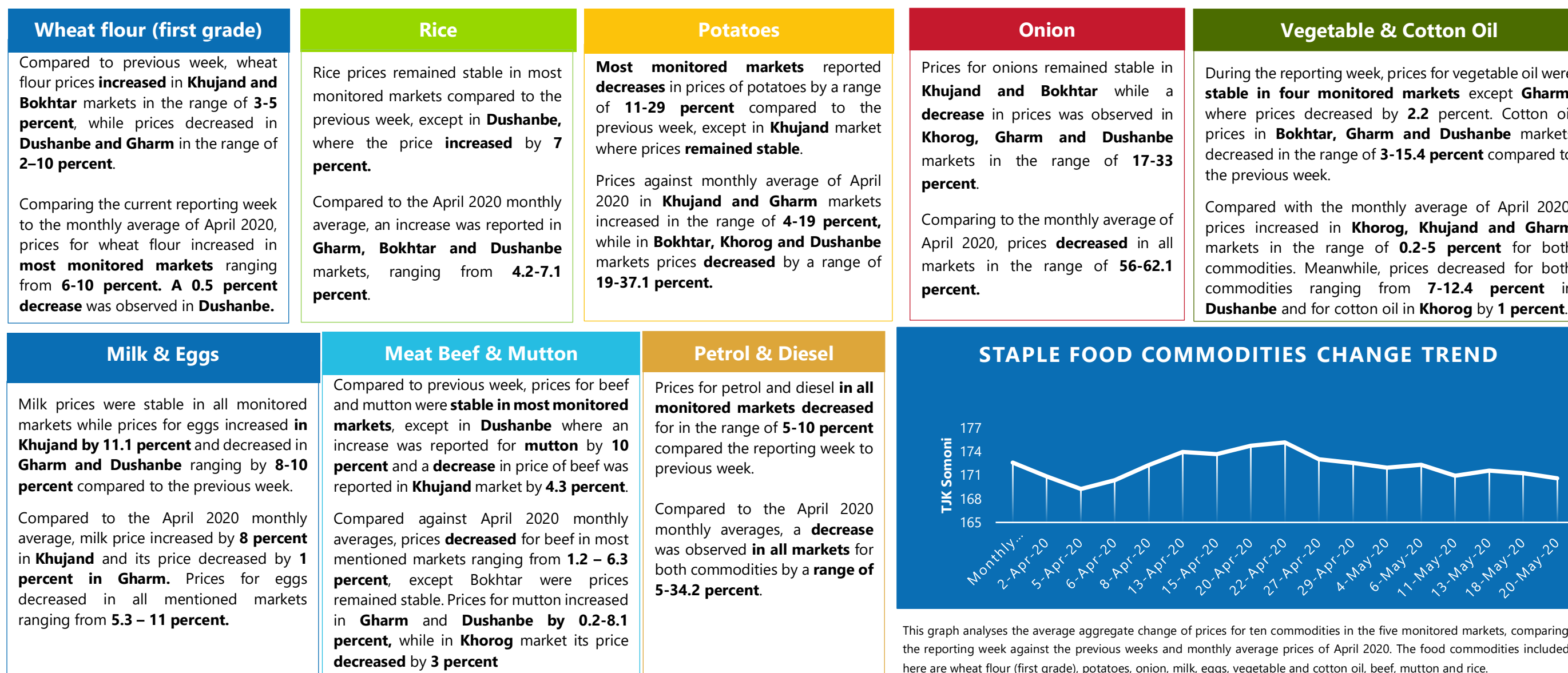


Tajikistan Weekly Market Situation Update

Week of 18 - 22 MAY 2020

Highlights

- Staple food commodities were available in most monitored markets during the reporting week, though the variety and quantity of vegetables and fruits are reportedly limited. Observations include:
 - Due to increasing cases of COVID-19, only central markets are open, and they operate on half-capacity to provide access to staple food for the population.
 - In three of the five monitored markets, to cover increased wheat flour prices, bakeries are reducing the supply and the size of regular bread and naan (locally made bread) without changing original prices.
 - Sale on credit is increasingly limited - in a small number of cases, retailers are selling food on credit to close friends and relatives only, while not accepting this for the general population due to the deteriorating economic situation.
 - In Sughd market, dry fruit stalls are fully closed yet fresh fruits are available.
- Prices remained high in comparison with April 2019, though this week's prices were the same or slightly lower against monthly averages of April 2020.



WEEKLY FOOD MARKET PRICE UPDATE – PERCENT CHANGE BY REGIONAL MARKETS

Commodity	Khorog				Khujand				Bokhtar				Gharm				Dushanbe			
	Current price in TJS	Change from previous period			Current price in TJS	Change from previous period			Current price in TJS	Change from previous period			Current price in TJS	Change from previous period			Current price in TJS	Change from previous period		
		1 week	1 month	1 year		1 week	1 month	1 year		1 week	1 month	1 year		1 week	1 month	1 year		1 week	1 month	1 year
Meat (mutton)	45.0	0.0	-2.9	29.8	55.0	0.0	0.0	28.7	52.0	0.0	0.0	26.8	50	0.0	0.2	23.1	50	10.0	8.1	21.8
Meat (beef)	44.0	0.0	-1.2	27.7	45.0	-4.3	-6.3	15.7	50.0	0.0	0.0	25.0	49	0.0	-1.6	24.0	50	0.0	-1.7	20.0
Chicken	25.0	0.0	-1.3	15.6	20.0	0.0	0.0	11.1	27.0	0.0	3.8	30.0	32.5	1.6	1.6	26.5	22	-9.1	-13.0	20.2
Vegetable oil	15.0	0.0	4.7	9.9	13.0	0.0	0.2	-8.6	14.0	0.0	0.0	0.0	13.6	-2.2	0.4	-3.0	11	0.0	-12.4	-6.5
Cotton Oil	14.0	0.0	-0.8	8.8	12.0	0.0	0.9	7.7	13.0	-15.4	0.0	18.2	12.8	-3.0	2.3	-3.2	13	-15.4	-6.8	2.8
Potatoes	5.0	-28.6	-23.7	81.2	7.5	0.0	9.8	241.5	4.0	-11.1	-37.1	202.2	5.6	-12.5	3.5	181.6	6	-16.7	-18.6	83.9
Cabbage	2.5	-16.7	-33.8	-10.7	1.0	-33.3	-62.5	-30.6	2.0	-42.9	0.0	-42.6	2.3	-8.0	-15.5	13.3	2.5	-60.0	-72.0	-27.1
Carrots	2.5	0.0	-27.4	18.7	2.0	0.0	18.8	-32.8	2.0	0.0	5.3	-15.6	2	0.0	19.2	-33.9	1.7	-11.8	-14.6	-32.7
Onion	2.0	-33.3	-56.6	54.7	2.0	0.0	-52.9	166.7	1.5	0.0	-61.0	116.3	1.9	-17.4	-55.5	131.1	2	-25.0	-62.5	114.5
Milk	6.0	0.0	0.0	20.0	4.0	0.0	7.5	6.3	4.0	0.0	0.0	0.0	4	0.0	-0.8	-17.6	5	0.0	0.0	0.0
Eggs	11.0	0.0	5.3	5.7	10.0	11.1	11.1	28.6	10.0	0.0	11.1	15.3	11	-8.3	10.0	0.0	10	-10.0	9.5	-18.7
Sugar	8.0	0.0	-0.7	0.9	6.5	-4.4	-8.6	9.4	7.0	0.0	0.0	0.0	6.6	-4.3	-2.0	7.1	6.5	0.0	-7.1	3.4
Tea black	40.0	14.3	22.4	59.1	50.0	0.0	0.0	25.0	50.0	0.0	0.0	108.3	27.5	0.0	4.8	34.0	40	0.0	0.0	18.5
Tea green	35.0	9.4	7.1	40.0	40.0	0.0	0.0	14.3	50.0	0.0	0.0	108.3	27	0.0	6.3	31.8	35	14.3	14.3	16.7
Rice	14.0	0.0	0.0	0.0	13.0	0.0	0.0	36.8	11.0	0.0	5.3	16.0	15	0.0	4.2	24.6	14	7.1	7.1	12.0
Wheat flour first grade	5.1	0.0	6.2	25.0	5.0	5.0	9.3	44.9	5.3	2.9	7.4	23.3	5.3	-1.9	5.9	37.1	5.4	-9.3	-0.5	31.6
Salt	2.0	0.0	0.0	0.0	2.0	0.0	0.0	100.0	1.0	0.0	0.0	0.0	1	0.0	0.0	1.3	1	0.0	0.0	0.0
Bread middle size (150 grams)	4.0	0.0	2.9	16.7	3.0	0.0	0.0	80.0	1.2	0.0	0.0	33.0	1.6	0.0	2.1	20.0	1.5	0.0	0.0	15.4
Dried green peas (mosh)	17.0	0.0	22.4	18.2	16.0	0.0	2.1	0.0	16.0	0.0	5.9	41.5	15	0.0	18.0	11.7	16	6.3	30.8	18.2
Haricot bean (lobiyo)	17.0	6.3	7.7	5.7	30.0	0.0	33.7	87.0	35.0	-12.5	79.0	77.8	16.5	3.1	28.6	9.8	16	12.5	26.6	101.3
Chickpeas (nakhud)	18.0	0.0	-6.9	-1.5	15.0	0.0	4.7	-4.5	12.0	0.0	0.0	-27.3	17	-3.4	-3.4	-1.7	12	25.0	17.4	-10.3
Petrol	6.7	-8.9	-14.5	4.7	5.3	-1.9	-22.6	-10.6	5.0	0.0	-29.4	10.3	5.6	-9.7	-22.5	-2.9	5.1	-5.9	-34.2	8.6
Diesel	8.0	-6.3	-10.1	0.0	6.7	-5.0	-5.0	-13.7	6.8	-2.9	-10.7	-11.2	7.3	-9.7	-8.8	-2.5	7.2	-9.7	-19.8	-1.0

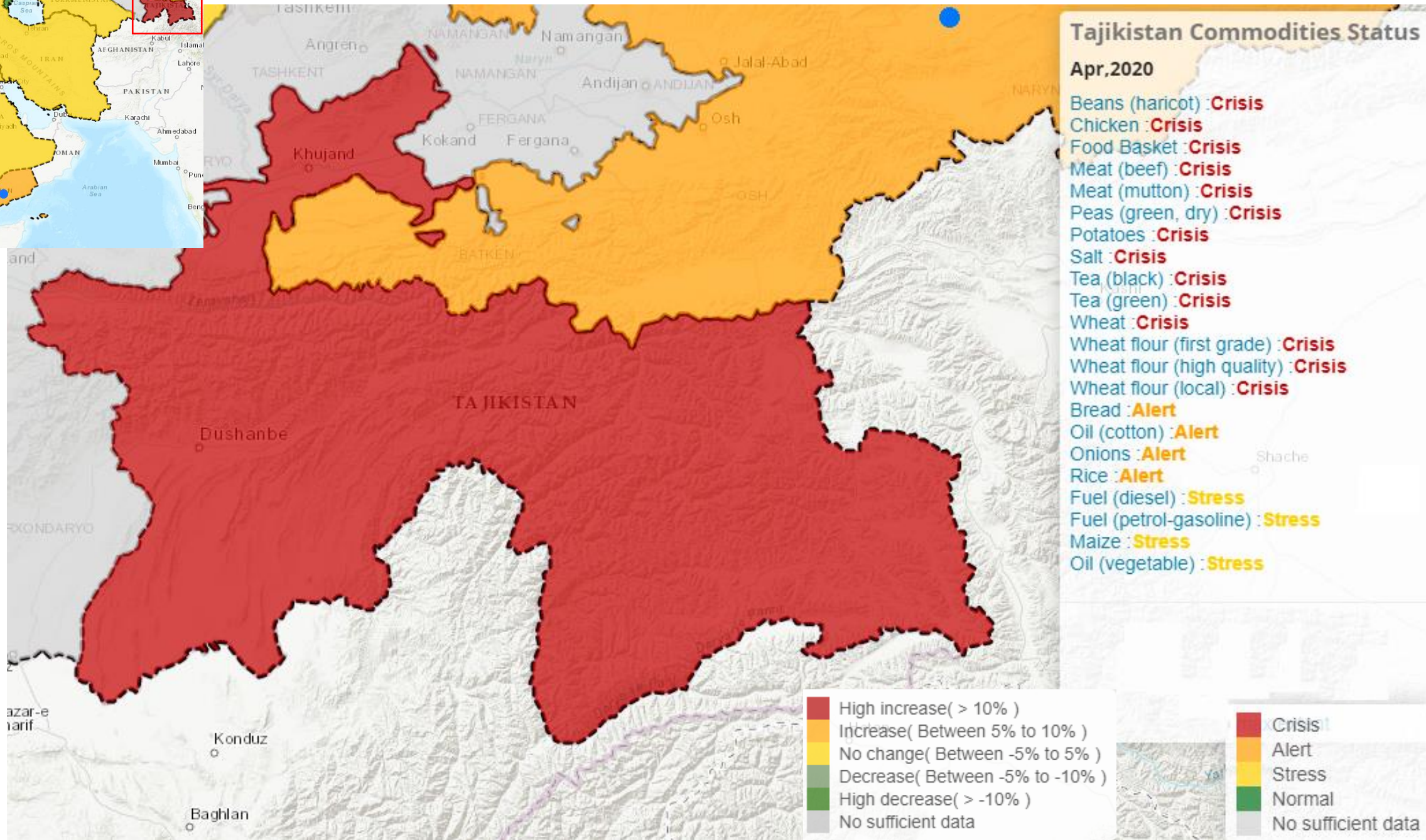
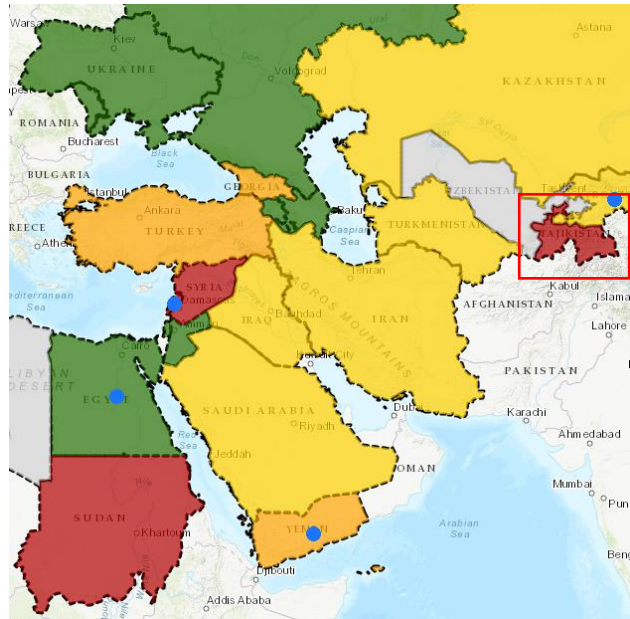
Decrease Increase
PRICE CHANGE (%)

About the Update

For the purpose of assessing potential impacts of COVID-19 on the population's food security situation, WFP Tajikistan intensified its weekly price monitoring through its Field Offices across the country. The monitoring is conducted twice a week in four central markets including Khorog, Khujand, Bokhtar, Gharm as well as Dushanbe, and focuses on the main commodities that are consumed by the average population of the country.

For information regarding COVID-19 situation, please access the update through online map at: <http://unwfp.maps.arcgis.com/apps/opsdashboard/index.html#/2a8a0d7799684f0bb78f6118a7477f1f>

**Early Warning on Local Food Prices:
Tajikistan Commodities Status**



Source: WFP Safety Nets Alert Platform