

Tajikistan Monthly Risk Monitoring & Warning Report

Issue: October, 2010





RISK TRENDS

WEATHER RELATED NATURAL HAZARDS

September being least hazardous in terms of weather related natural disasters. Statistics shows only five natural disasters occurred in September months during 2008 to 2010. Temperature in November is expected to be 1 to 2°C above normal with precipitation in all regions of the country. (page 4)

ENERGY SECURITY

Power generation dropped 7% in September from August month and 18% from July due to decreasing river flows. The country remained virtually self-sufficient in electricity in September. (page 5)

FOOD SECURITY

Price for wheat flour in Kurgan Tube the last week of October was as high as the food crisis period in the middle of 2008. Although wheat flour prices have dropped in Dushanbe and Khujand at the end of October. Petrol prices have dropped slightly since July but remain at levels above any time since January 2008. Persistent high petrol prices are likely to impact overall prices in Tajikistan. (pages 7-8)

HEALTH

There were 707 cases of acute flaccid paralysis (AFP), including 458 cases due to confirmed Wild Polio virus Type 1, reported as of end of October 2010. Two nationwide rounds with trivalent Oral Polio Vaccine were planned for October and November 2010 targeting individuals less than 15 years to prevent Polio type 3 and catch up with routine immunization. The fifth round took place on October 4-8. (page 9)

MACROECONOMIC TRENDS

In general, the state of the national economy is highly dependent on foreign export demand and the cost of imports. The country continues to have an excess of the total aggregate expenditures over the produced GDP. Inflation in September did not change the value of the food items included into the consumer goods basket in comparison with August 2010. (pages 10-11)

Contents

RISK TRENDS.....	2
1. WEATHER-RELATED RISKS	4
1.1 Weather-Related Events.....	4
1.2 Forecast for November 2010	4
1.3 Weather Summary for September 2010.....	4
2. ENERGY.....	5
2.1 Electricity Supply	5
2.2 Electricity Availability	5
2.3 Natural Gas & Coal.....	5
2.4 Reservoir Levels	6
3. FOOD SECURITY	7
3.1 Food and Fuel Prices.....	7
3.2 Food Basket Prices.....	9
4. HEALTH.....	9
5. ECONOMIC TRENDS	9
5.1 Delayed Rail Freight Deliveries to Tajikistan.....	9
5.2 General Trends.....	10
5.3 Inflation	12
5.4 Employment and Wages.....	12
5.5 Wage and Payment Arrears	12
5.6 Exchange Rate	13
5.7 Remittances.....	13
Detailed Weather Forecast for November 2010.....	14

1. WEATHER-RELATED RISKS

1.1 Weather-Related Events¹

IMAC/CoES reported on September month being least hazardous in terms of natural disasters as a result of weather events. Statistics shows only five natural disasters occurred in September months during 2008 to 2010. In October there occurred one earthquake centered 105 km to the North East of Dushanbe. There were no significant destructions. During the period from 2008 and 2010 there were reported 12 earthquakes in October month.

1.2 Forecast for November 2010

Temperature in November is expected to be 1 to 2°C above normal with precipitation in all regions of the country. The average temperature in Khatlon Region and Direct Rule Districts (DRD) will be 10 to 12°C (precipitation 17 to 49 mm) in the valleys and 7 °C (precipitation 70-100mm) in the foothills with occasional winds up to 47 to 72 km/hour.

In Sughd Region, temperature will average 8 to 9°C in valleys and 2 to 5 °C in the mountains, with precipitation most likely during second and third decades of the month. Precipitation is expected to be above normal (normal is 11 to 29 mm in valley areas, and 10-26 mm in the mountains), with winds ranging from 54 to 72 km/hour.

In Western GBAO, temperatures will average 2 to 6°C with precipitation 5 to 20 mm and winds up to 54 to 72 km/hour. Eastern GBAO will have freezing temperatures ranging from -5 to -7°C and winds 43 to 61 km/hour².

1.3 Weather Summary for September 2010³

September was characterized by moderately warm weather and significant precipitation.

Average monthly air temperatures in most districts were normal except for Dehavz, Mayhur, Lyahsh Rushan, Darwaz and Bulunkul districts, where temperatures were 1 to 2^o below normal. Temperatures in the valleys and foothills were 18 to 23°C, 10 to 17°C in the mountains (22°C in Darwaz district) and 3 to 8°C in Eastern GBAO.

The warmest weather was from September 1st to September 11th when daytime temperatures throughout the lower elevations of the country averaged 35 to 39°C and night temperatures averaged 16 to 22°C. The lowest temperatures at lower elevations and in the foothills were recorded from September 16th to 19th, when most of the territory was affected by a strong cold wave. During this period temperatures in the valleys in the Khatlon Region and DRD ranged from 5 to 8°C and in the north of the country from 8 to 11°C. In Eastern GBAO the temperature was 4 to 8°C.

Precipitation of various intensities occurred across the country during the first two decades of the month. Monthly precipitation totals significantly exceeded the long-term average in many locations: 191 to 243% of the norm in valleys and foothills of Sughd Region (864% in Penjikent district), 378-614% of the norm in Khatlon Region (Parhar district 73%) and 579-861% of normal in valleys of the DRD; 157-545% of normal in the mountains (Rushan district 84%), and 213-500% of normal in highlands of Badakhshan.

¹ Data reported by IMAC/CoES

² For more detailed November weather forecast see Annex A.

³ The information in Sections 1.2 and 1.3 and Annex A is based on reports from the State Hydro-meteorological Agency.

The heaviest rain fall was recorded in 16-17 September. On September 16th 55 mm of rain fell in Penjikent district.

Wind speed from 54 to 79 km/hour was observed during 7 days in valleys of Sughd Region and mountains in DRD. On September 12th and 16th maximum wind speeds ranged from 79 to 87 km/hour with dust storms and mist (“Ayvadj”) in southern Tajikistan.

2. ENERGY

2.1 Electricity Supply

Average Electricity Generation - Tajikistan November 2009 - September 2010 (Gigawatts)			
Year	Month	Nurek	Total for Tajikistan
2009	November	858	1,303
	December	866	1,414
2010	January	849	1,429
	February	825	1,382
	March	809	1,383
	April	824	1,267
	May	986	1,346
	June	975	1,331
	July	992	1,412
	August	938	1,388
	September	874	1,284

The total power generation in September 2010 was 1,284 GigaWatts or a daily average of 42.8 GigaWatts. Nurek Hydropower plant (HPP) averaged 29 GigaWatts per day in September and provided 68.1% of total power generation in the country for the month. Power generation dropped 7% in September from August month and 18% from July due to decreasing river flows.

2.2 Electricity Availability

Average Daily Electricity Consumption – Tajikistan (Gigawatts) (Not including GBAO)				
Month	South (Including TALCO and Dushanbe)	North	Talco	Dushanbe
April	35	7	18	6
May	36	6.5	18.5	5.9
June	35	11.8	18.2	4.5
July	33	12	18	4.8
August	33	12	18	4.8
September	32	10	17	4.8

The country remained virtually self-sufficient in electricity in September. The export-import balance in September 2010 was equal to 8,480 MWh (imports exceeded exports).

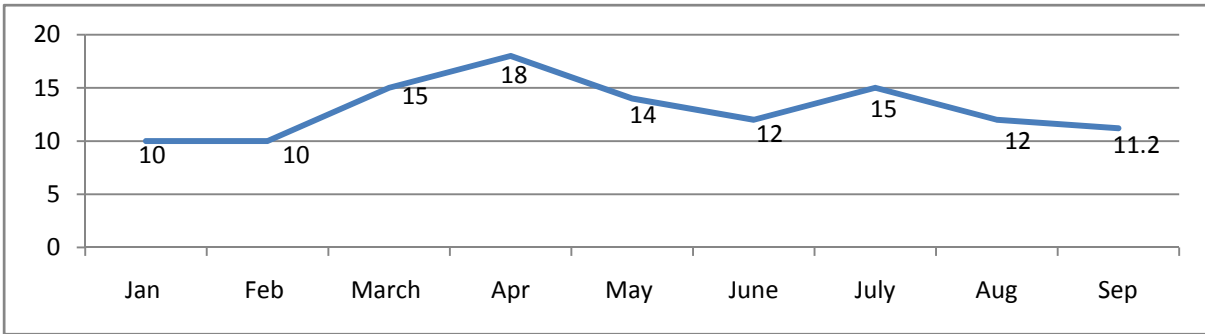
2.3 Natural Gas & Coal

Year	2004	2005	2006	2007	2008	2009	2010
Million m ³	622.5	629	635	644.7	512.7	216.7	250

Coal production in September dropped to 7,628 thousand tons due to reduced demand.

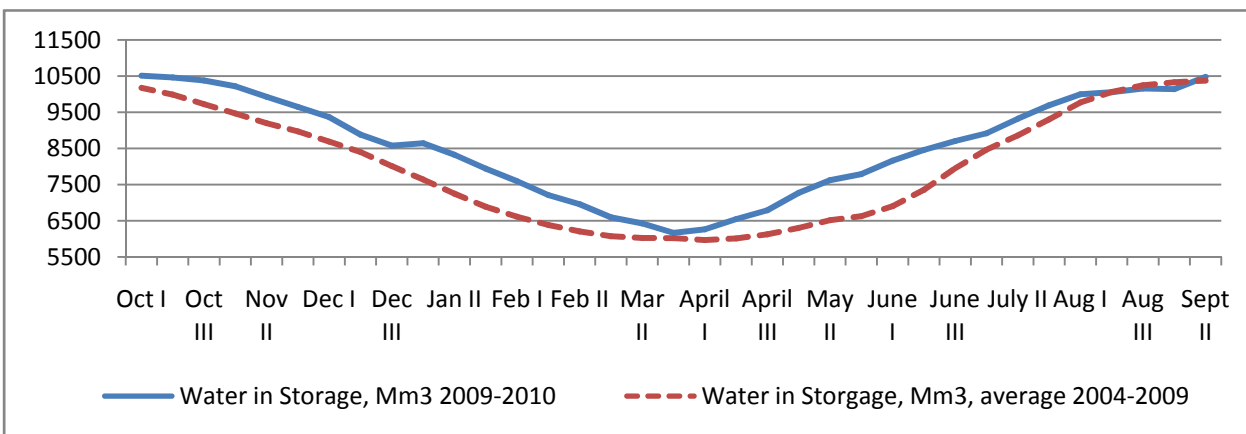
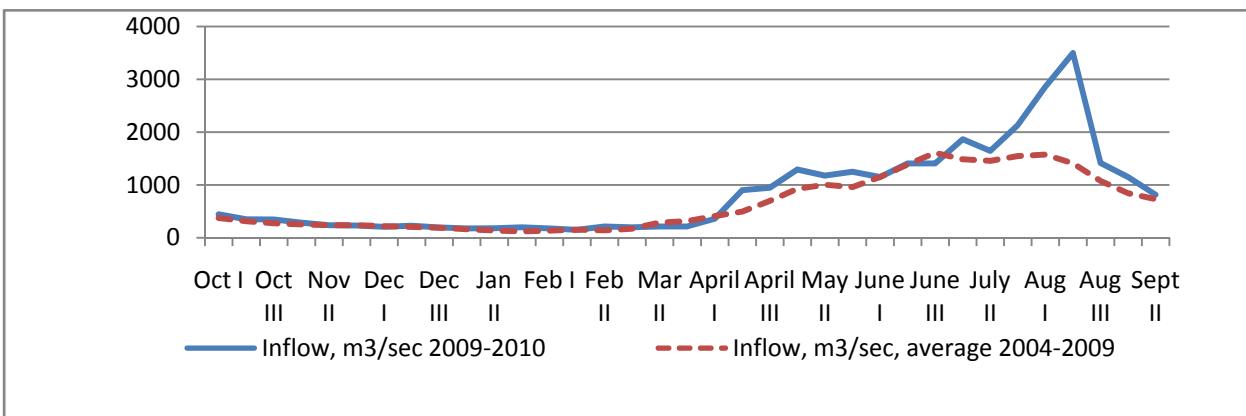
Natural gas imports in September were 11.2 million m³.

Natural Gas Imports January-September 2010 million m³

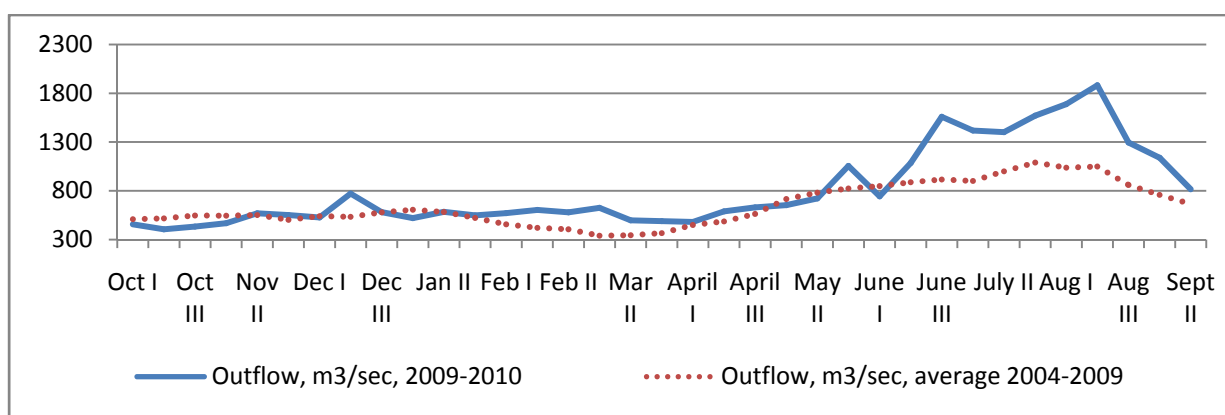


2.4 Reservoir Levels⁴

As indicated in the below, left (**Water in Storage**), the volume of water in Nurek Reservoir as of the middle of September was close to the average for this period, and indicates that the reservoir is close to planned levels for the beginning of the winter electricity production period. The October CA water data show October inflows continued well above average levels, while outflows were below average levels. As a result, the overall water volume was above average levels.



⁴ Data from CAWaterInfo, http://www.cawater-info.net/analysis/water/nurek_e.htm#



3. FOOD SECURITY

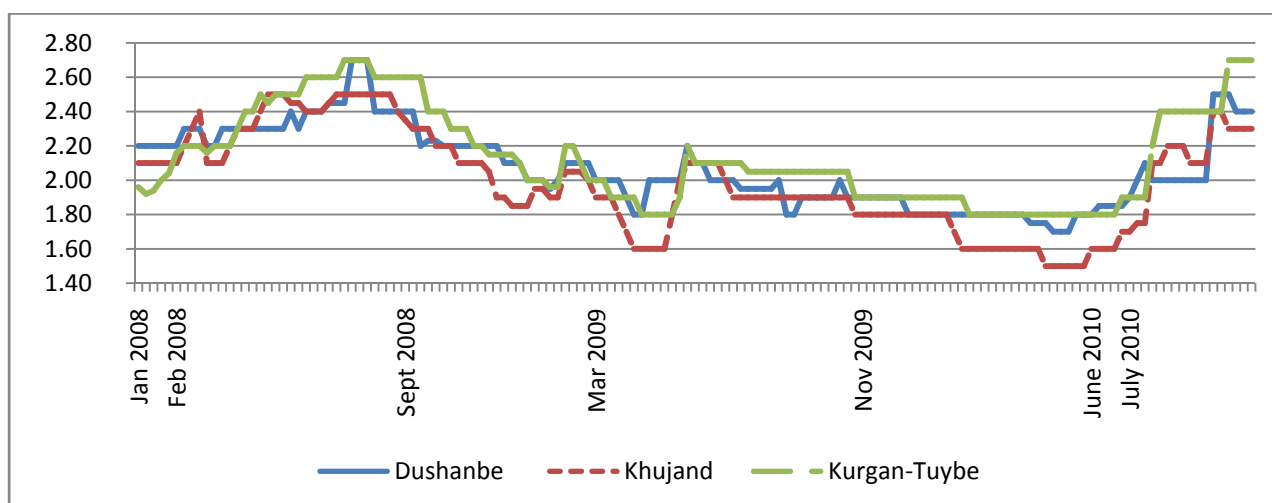
3.1 Food and Fuel Prices⁵

1st Grade Wheat Flour

The first table below provides per kg prices for 1st Grade wheat flour in the main Tajik commercial markets of Dushanbe, Khujand and Kurgan Tube from January 2008 to October 2010. The reported price for wheat flour in Kurgan Tube the last week of October was as high as the food crisis period in the middle of 2008. Although wheat flour prices have dropped in Dushanbe and Khujand at the end of October, they remain close to the peak prices during the food price crisis in mid-2008. High prices for this basic Tajik commodity can be expected to present challenges for the food security of those with limited disposable assets.

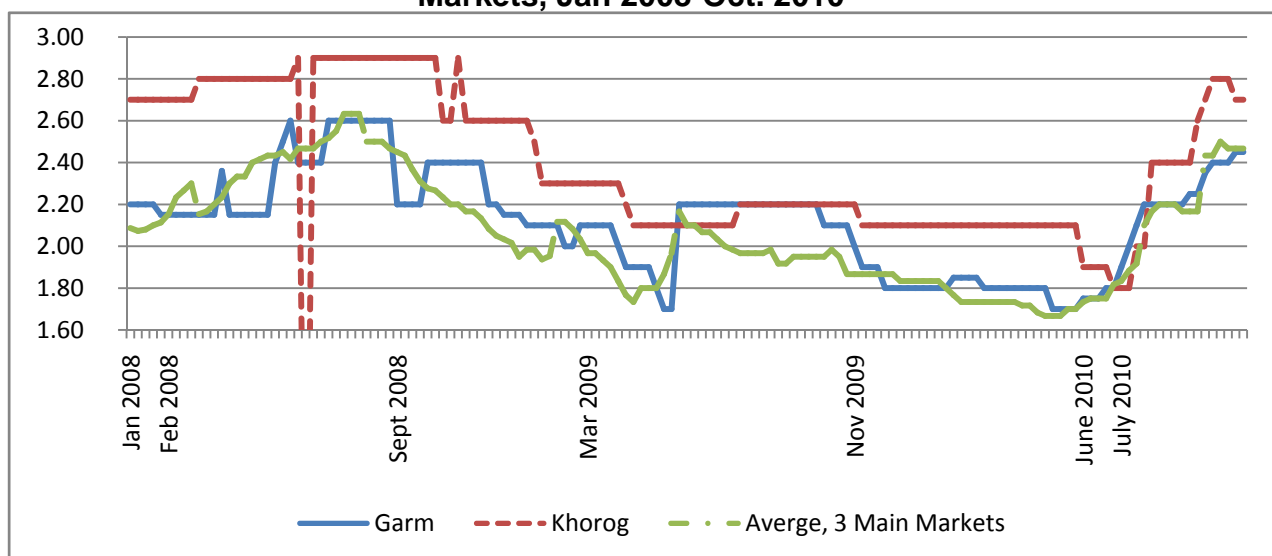
The second table below provides prices for 1st grade wheat flour in Garm and Khorog for the same period, as well as the average price for this commodity in the three main markets noted above. The two regional markets are being monitored over the winter as winter weather may drive up prices. While end-of-October prices have dropped slightly in Khorog, prices in both Garm and Khorog remain high compared to prices over the last two years (i.e., since October 2008). As in other parts of Tajikistan, these relatively high prices will likely affect the food security of those with limited assets.

1st Grade Wheat Flour, Somoni/kg, Three Main Markets, Jan 2008-October. 2010



⁵ Food and fuel prices are from WFP Food Security Weekly Market Monitoring, Tajikistan
RMWS Report – October 2010

1st Grade Wheat Flour, Somoni/kg, Garm, Khorog, and Average of Three Main Markets, Jan 2008-Oct. 2010

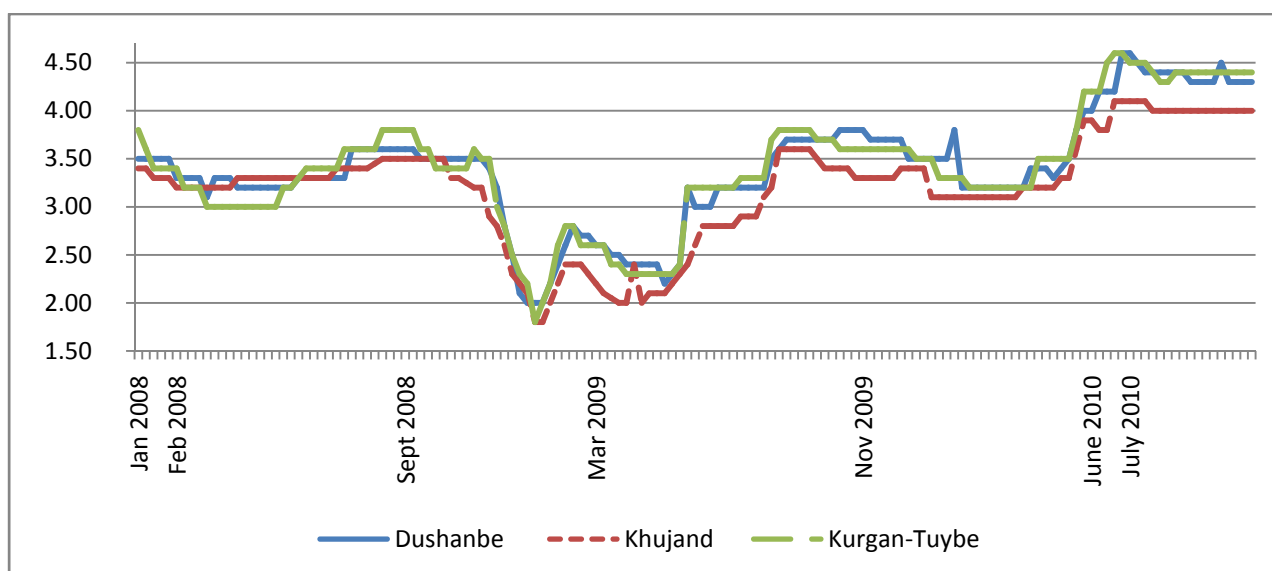


Petrol and Diesel

As indicated below, petrol prices have dropped slight since July but remain at levels above any time since January 2008. Persistent high petrol prices are likely to impact overall prices in Tajikistan. While difficult to discern from current inflation data (see Section 5.3 below), higher petrol prices are likely to contribute to more expensive basic commodities.

Diesel prices for January 2008-October 2010 for the three markets follow a similar, but not identical trend, as for petrol. This suggests the impact of higher fuel prices extends to large haul transport, with a knock-on impact on the prices of food and other commodities produced in Tajikistan. Higher diesel prices may have contributed to a reduction in the volume of fuel purchased for the fall planting season.

Petrol, Somoni/liter, Three Main Markets, Jan. 2008-October. 2010



3.2 Food Basket Prices

The consumer price index in September 2010 was 101.9%, including foodstuffs 103.2%, non-food items: 100.2% and services: 99.8%.

For the period January-September 2010, consumer price index was 106.7%, including food products: 108.3%, non-food items: 104.2% and services: 105.3%. The average monthly inflation rate in the consumer sector was 0.7%, which is 0.2% higher than over the same period of 2009.

Inflation in September did not change the value of the food items included into the consumer goods basket in comparison with August 2010. In September, the cost of consumer basket per family member per month amounted to 105.34 TJS (24 USD), whereas the value of the basket with the rational nutrition standard should be 205.35 TJS (46 USD)

4. HEALTH

There were 707 cases of acute flaccid paralysis (AFP), including 458 cases due to confirmed Wild Polio virus Type 1, reported as of end of October 2010. The last confirmed polio case in Tajikistan had an onset of 4 July in an adult. Onset date for the latest AFP case was 17th of October 2010. The mortality of confirmed polio cases was 5.7%, of which 42% were children aged 1 to 5 years.

Two nationwide rounds with trivalent Oral Polio Vaccine were planned for October and November 2010 targeting individuals less than 15 years to prevent Polio type 3 and catch up with routine immunization. The fifth round took place on October 4-8. The Ministry of Health indicates very high coverage (99.0 to 99.9%). While independent monitoring conducted by WHO, UNICEF, USAID and several NGOs confirmed overall high vaccination coverage (96-100%), the coverage in few districts and age groups in Khatlon region and Dushanbe City was found to be lower ($\leq 91\%$ based on results from household survey). The second national round with Trivalent Oral Polio Vaccine is scheduled for 8-12 November 2010.

The Ministry of Education has rescheduled school breaks for the 2010-2011 academic years. There will be no fall 2010 and spring 2011 break and the winter break will be extended for the full month in January 2011 to compensate canceled breaks. These changes were made with the intent of improving the health of school boys and girls during the Fall/Winter season, according to the Ministry of Education⁶.

5. ECONOMIC TRENDS

5.1 Delayed Rail Freight Deliveries to Tajikistan

Commodities	14 Apr	12 May	22 June	21 July	28 Aug	4 Oct	29 Oct
Bauxite	270	None reported	None reported	None reported	None reported	None reported	None reported
Fuel and Lubricants	645	705	485	87	167	126	147

⁶ News article from Asia Plus newspaper for October 2010

Tajikistan Monthly Risk Monitoring & Warning Report

Equipment (unspecified)	25	None reported	None reported	None reported	None reported	None reported	None reported
Equipment (earthmoving)	12	None reported	None reported	None reported	52	None reported	134
Cement	44	215	6	8	49	3	11
Asphalt	30	81	117	None reported	None reported	24	27
Flour and Grain	121	50	84	101	151	19	141
Natural Gas	None reported	83	62	56	None reported	20	None reported
Other commodities	1,000	627	748	791	605	730	810
Total	2,147	1,761	1,502	1,157	1,042	1,021	1,270

As of 29 October 2010 a total of 1,270 rail cars remained to be forwarded from Uzbekistan. Out of this total, 233 were destined for Khatlon Region and 1,037 for Dushanbe.

Uzbekistan has also limited movement of trucks with commodities destined to Tajikistan. The impact of this situation will be reported on in the next monthly report.

5.2 General Trends

From January to September 2010, the Gross Domestic Product (GDP) is estimated at 17.2 billion TJS (\$US 3.9 billion USD), 6.2% more than during the same period in 2009 in comparable prices. The GDP in September was 2.8 billion TJS (63 million USD). The share of goods production within the GDP increased from 37.1% in July to 38.2% in August and to 40.1% in September. The share of services in GDP structure declined from 51.6% (July) and 51.0% (August) to 49.1% in September. The share of taxes also declined from 11.3% in July to 10.8% in August, but remained unchanged in September (10.8%).

In September more than 202 out of 850 industrial enterprises were not in operation (23.8%). Out of the 78 major industrial products, the production of 39 (50.0%) items increased, the production of 28 items (35.9%) dropped, and there was no production of 11 items (14.1%) in September.

At the same time, 35.6% of agricultural machinery companies reduced production. As of 1 October 2010, in agricultural enterprises and dekhkan farms, a reported 36% of plowable tractors and 28% [what?] were non-operable. The situation was aggravated by the fact that in September only 1,457 kg of diesel fuel were allocated for each tractor, 88 liters less than during the same period in 2009.

The country continues to have an excess of the total aggregate expenditures over the produced GDP. If in June the excess of total expenditures over the produced GDP was 17.0%; in July this indicator was 21.6%; in August this indicator was 20.0% and in September it dropped slightly to 19%. There is a threat to the economic security of the country and dependency of the national economy on the external market situation and the level of remittances from labor migrants.

A difficult situation remains in the area of food security, particularly in grain supplies. According to experts, there is a need to import 250,000 tons of grain from Kazakhstan to ensure food security. Kazakhstan is the main grain and flour supplier and provides 96% of the market of imported flour. This suggests that non-diversified importation structure is a threat to the economy and individual food security, as more than 50% of the diet of an ordinary Tajik family consists of wheat products.

During the January to September 2010 period the total value of the state budget was 4.2 billion TJS (948 million USD), or 24.5% of GDP, and 1.2% lower than the corresponding period last year. Tax revenues for January-September 2010 increased by 21.3%, indicating a strengthening of the tax burden in the economy.

Loans granted by financial institutions in Tajikistan for the first 9 months of 2010 totaled 5.7 billion TJS (1.3 billion USD), 2.5% more than over the same period in 2009. According to the National Bank of Tajikistan (NBT), 70.5% of the loans were in Somoni and 29.5% in foreign currencies.

Past-due loans to banks and microfinance institutions at the beginning of September 2010 totaled to 2.5 billion TJS (564 million USD), i.e. 44% of the total amount of granted loans, with 93% in local currency and 7% in foreign currency. This situation shows the instability of the private sector in the economy and its vulnerability to external shocks.

In general, the state of the national economy is highly dependent on foreign export demand and the cost of imports. Thus, the import of natural gas to Tajikistan to date in 2010 has decreased in relation to January - September 2009 by 26.6% (value) and by 25.2% (volume). At the same time, the proportion of the raw cotton exports in the total export of goods has increased to 11.2%. This increase is associated with the growth of the average price for ginned cotton on the international market compared, from 479 USD/ton during January to September 2009 to 1,536 USD/ton in September 2010.

In general, a complex and ambiguous situation remains in the foreign trade sector. From January to September 2010, the trade balance of Tajikistan was negative and equaled 1.1 billion USD, or 247 million USD more than in August. In September, the trade deficit with CIS (Commonwealth of Independent States) countries increased by 132 million USD compared to August (947.2 million USD). The trade deficit with other foreign countries increased by 20.1 million USD and equaled 60.5 million USD. The foreign trade turnover with CIS countries from January to September 2010 increased by 3.6% in comparison with January to September 2009. Exports in September increased by 12.4% and imports by 16.7% compared to August 2010.

The alarming situation in the foreign trade sector is related to the fact that percentage of coverage of imports by export revenues exceeded 50% in September 2010. (In August this indicator was 39.0%, and in July 35.2%) This occurs against a situation where the share of imports for major industrial products, raw materials and consumer goods exceeds 45%.

State Budget for fiscal year 2011⁷

On November 11, 2010 the Parliament in Tajikistan adopted the law on "State Budget in 2011". The Minister of Finance reported that revenue rate of the budget for the next year is estimated at 8.3 billion TJS (1.9 billion USD), and expenditures at 8.6 billion TJS (2 billion USD). The budget deficit for 2011 is estimated at 300 million TJS (68 million TJS).

⁷ News article from Asia Plus newspaper for October 2010

The budget for 2011 maintains anti-crises tendency and has a social orientation, since 48% of total expenditures (more than 4.1 billion TJS or 926 million USD) are planned to fund social protection, pension benefits and public sector employee wages. This is 31.2% (857.6 million TJS or 194 million USD) more than spent in the current year.

The health sector will receive 593 million TJS (134 million USD), a 46.8% increase on 2010. Culture and sports development will receive 293 million TJS (66 million USD), Pension benefits and wages: 1.4 billion TJS (316 million USD), Transport and communication: 1 billion TJS (226 million USD), Science: 40 million TJS (9 million USD), and the Agrarian sector: 300 million TJS (67 million USD).

The size of the GDP in 2011 is projected at 30 billion TJS (6.9 billion USD), against a corresponding figure of 24.5 billion TJS (5.5 billion USD) in 2010, or a growth of 6.5%. Inflation in 2011 is anticipated at 9%, and the exchange rate to the U.S. dollar is estimated at 4.48 TJS for 2011.

5.3 Inflation⁸

In September 2010, the monthly inflation rate in the country increased to 1.9% due to the influence of external factors and the cost of imports. The main price growth was registered among the food commodities (3.2%), while prices for nonfoods increased by 0.2%, and for services decreased by 0.2%. During September the highest price increases on the food items were for bread and bakery products (flour, pasta), meat and meat products, as well as some fruit and vegetables.

5.4 Employment and Wages⁹

According to Ministry of Labor and Social Protection data, the number of officially registered unemployed in September was 48,500 persons (females: 26,058 – 53.7%), or 7.7% more than same period last year. At the end of September 2010, the number of vacant jobs identified by employers to the State Employment Agency decreased to 7% compared to the same period in 2009, and totaled 12,800 jobs.

The average value of the nominal salary in August was 321.45 TJS (72 USD), 7.6% less than in previous month. The average monthly payroll increased by 112% in comparison with the same time period in 2009.

5.5 Wage and Payment Arrears

Total payment arrears in state sector in September were 21.2 million TJS (4.7 million USD).

Government pensions and salaries arrears in September 2010 (in thousand Somoni)						
	Khatlon	Sughd	GBAO	DRD	Dushanbe	Total
Salary	6,884.9	5,336.1	170.4	8,537.5	202.6	2,1131.8
Pensions	-	-	-	-	-	-
Total	6,884.9	5,336.1	170.4	8,537.5	202.6	2,1131.8

⁸ Data in sections 5.3, 5.6 and 5.7 is provided by the National Bank of Tajikistan.

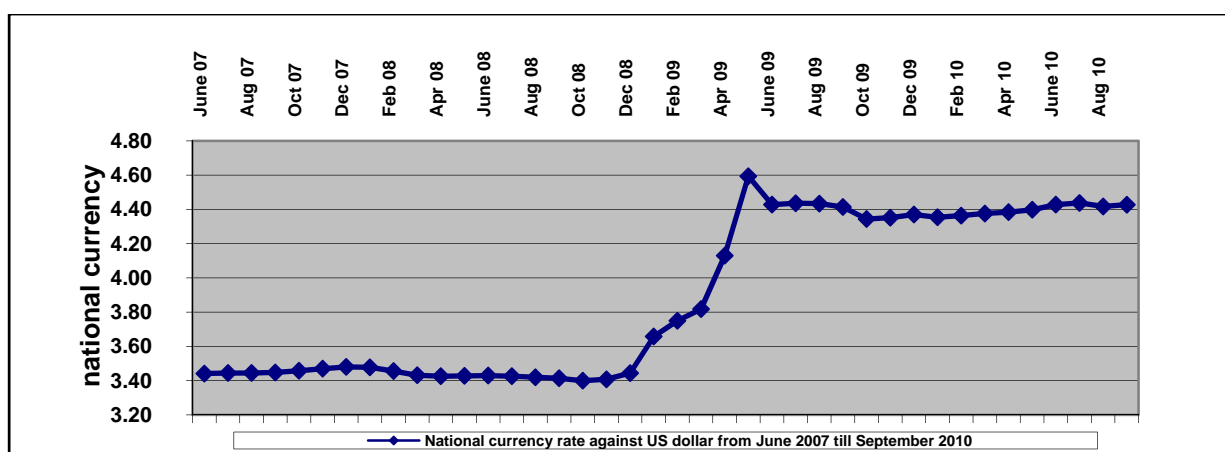
⁹ Data in sections 5.4 and 5.5 is provided by the Ministry of Labor and Social Protection in Tajikistan.

5.6 Exchange Rate

In September 2010, the Somoni exchange rate against the most widely used foreign currencies in the country remained relatively stable according to the National Bank of Tajikistan. In comparison with August 2010, the average rate of Somoni against the U.S. Dollar remained unchanged at 4.38 TJS per 1 USD. However, there was some depreciation of Somoni rate against Euro from 5.6936 TJS in August to 5.7352 TJS in September (0.7%). As for Russian ruble, there was an exchange rate appreciation of the Somoni from 1.4635 to 1.4372 Somoni for 10 Russian rubles (-1.8%).

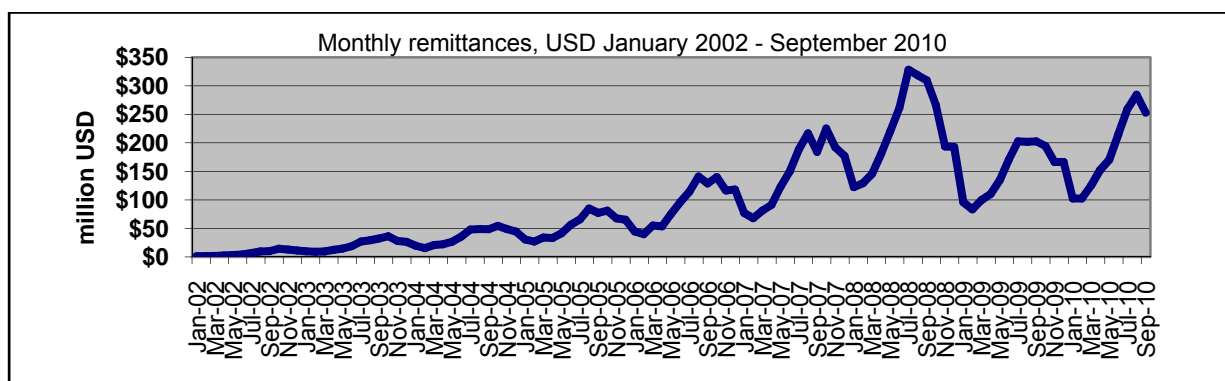
There continues to be a stable dual exchange rate of TJS against foreign currencies in September. The difference between the official (average settlement rate) and the market rate of TJS in August was 0.7 points. In September this indicator was 0.8 points. Official statistics shows that the average exchange rate of TJS to USD was 4.37 TJS per 1 US Dollar in September, however the market rate in the exchange offices was 4.45 TJS per 1 USD.

WFP market price monitoring shows an average rate of 4.43 Somoni per 1 US dollar. The graph given below provides exchange rate trends from June 2007 in 5 largest cities in Tajikistan.



5.7 Remittances

The value of individual remittances through banks in September started dropping to 252.8 million U.S. Dollars. This is, however, 24.8% above the same month in 2009.



Annex A
Detailed Weather Forecast for
November 2010

(All temperatures indicated in Centigrade °C)

Khatlon Region and Direct Rule
Districts

The average monthly temperature is expected to be 1 to 2°C above the climatic norm and will be 10 to 12°C at lower elevations and 7°C in foothills.

During the first decade of the month nighttime temperatures will be 8 to 13°C and daytime temperature will be 25 to 30°C.

During the second decade of the month nighttime temperatures will be 3 to 8°C and daytime temperatures will be 13 to 18°C.

During the third decade the temperature will drop to 0 to 5°C during the night and 7 and 12°C during the day.

Precipitation (as rain, sleet) is most likely in the second and third decades of the month.

Monthly precipitation expected to be above normal (normal 17 to 49 mm at lower elevations and 70 to 100 mm in foothills).

Occasional wind speeds will reach 47 to 72 km/hour.

Sughd Region

The average monthly temperature in valley areas is expected to be 2°C and in mountains 1°C above normal. Temperatures in valley areas will be 8 to 9°C and in the mountains 2 to 5°C.

During the first decade of the month temperatures will remain warm. Night time temperatures will be 8 to 13°C and daytime temperatures will be 22 to 27°C.

During the second decade of the month night time temperatures will be

3 to 8°C and daytime temperatures will be 13 to 18°C.

During the third decade of the month temperatures will drop to 0 to 5°C at night time and 2 to 7°C during the day.

Precipitation (rain, sleet) is most likely in the second and the third decades of the month.

Precipitation is expected to be above normal (normal is 11 to 29 mm in valley areas, and 10-26 mm in the mountains).

Occasional wind speeds will reach 54 to 72 km/hour.

Mountainous DRD and Western
districts of GBAO

The average monthly temperature is expected to be 1°C above normal. In some areas temperature will be normal 2 to 6°C.

In the first decade, prevailing temperatures in valley areas at night will be 1 to 6°C and 15 and 20°C during the day.

During the second decade, night temperatures will be -1 to 4°C and day time temperatures 8 to 13°C.

During the third decade there will be a drop in temperatures, with night time temperatures of -3 to -8°C and day time temperatures 1 to 6°C.

Precipitation (rain, sleet) is most likely in the second and the third decades of the month. Precipitation is expected to be above normal. The normal amount precipitation for western GBAO is 5 to 20 mm and for DRD 24 to 100 mm.

Maximum wind speeds will reach 54 to 72 km/hour.

Eastern districts of GBAO

Average monthly temperatures are expected to be 1 to 2°C above normal or -5 to -7°C.

The first half of the month is expected to be relatively warm, with day time

Tajikistan Monthly Risk Monitoring & Warning Report

temperatures 3 to 8°C and night time temperatures -8 to -13°C. The rest of the month is forecast to be cold with the highest temperatures ranging from 0 to -13°C.

During the second and the third decades of the month, temperatures will range from -13 to -27°C. Temperatures may occasionally drop to -35°C.

Monthly precipitation is expected to be above normal (normal is 2 to 8 mm, and up to 136 mm in the area of the Fedchenko glacier).

Higher wind speeds will range from 43 to 61 km/hour.

The aim of the Tajikistan Monthly Risk Monitoring Reports is to provide regular information and succinct analysis on the evolution of natural, economic, food-related, energy-related and other risk factors in Tajikistan. Data and information in this report are provided by different sources and compiled by the RMWS Group of Experts and UN Agencies in Tajikistan. The United Nations in Tajikistan and DFID are not responsible for the quality or accuracy of the data provided by external sources or the analysis contained in this report.

The project has been funded by UK AID



Risk Monitoring and Warning System

Contact:

UNDP DRMP

earlywarning.tj@undp.org

37/1 Bokhtar Street, "VEFA" Center

7th floor, suite 702

Dushanbe, Tajikistan

The report is available at

http://untj.org/country_context/coordination_mechanisms/disaster_management/compound_crisis/early_warning_indicators/